

Chapter - 6A

Human Trafficking

Human trafficking is a group of crimes involving trafficking in person of men, women and children for sexual exploitation or for financial gains or other exploitation of trafficked persons. Victims are lured or abducted from their homes and subsequently forced to work against their wish through various means in various establishments, indulge in prostitution or subjected to various types of indignities and even killed or incapacitated for the purposes of begging and trade in human organs.

The Bureau is collecting data under the following heads of crime which are related to human trafficking.

- i) Importation of girls from foreign country (Sec. 366B IPC)
- ii) Procurement of minor girls (section 366A IPC)
- iii) Buying of minors for prostitution (section 373 IPC) (in previous editions, data was collected under buying of girls for prostitution)
- iv) Selling of minors for prostitution (Section 372 IPC) (in previous editions, data was collected under buying of girls for prostitution)
- v) Immoral Traffic (Prevention) Act 1956
- vi) Human trafficking (section 370 & 370A IPC), after creation of specific section in IPC by the Criminal Law (Amendment) Act 2013, the Bureau has also started collecting data under these sections.

Incidents of Human Trafficking

(Incidence: 6,877)

A total of 6,877 cases of crime relating to human trafficking were registered in the country during the year 2015 as compared to 5,466 cases during the year 2014, showing an increase of 25.8% during 2015 over 2014.

Crime Rate

(Crime Rate: 0.5)

Crime rate under the crimes relating to human trafficking increased from 0.4 in 2014 to 0.5 during the year 2015.



Incidents of human trafficking is showing a rising trend during the period from 2011 – 2015. A total of 3,517 cases were registered in 2011, which rose to 3,554 cases in 2012, to 3,940 cases in 2013, to 5,466 cases in 2014 and to 6,877 cases in 2015.

Trend Analysis

The crime head-wise details of registered crimes during 2011 to 2015 along with percentage variation in the year 2015 over 2014 are presented in **Table-6A(A)**. The crime under human trafficking during the year 2015 has increased by 95.5% over 2011.

Importation of Girls from Foreign Country

(Incidence: 6 Rate : Negligible)

A total of 6 cases of importation of girls from foreign country were registered during 2015 compared to 13 cases in 2014 showing a decline of 53.8% over the previous year. These were registered in West Bengal (4 cases) and Uttarakhand (2 cases) during 2015.

Immoral Traffic (Prevention) Act, 1956

(Incidence: 2,641 Rate: 0.2)

Cases under this Act have registered an increase of 0.9% during the year 2015 as compared to the previous year (2,617 cases).

1,303 cases were reported in Assam followed by West Bengal (1,003 cases). Maximum cases of procurement of minor girls were reported in Assam (1,303 cases) followed by West Bengal (1,003 cases), Bihar (305 cases) and Haryana (190 cases) during 2015.

Table-6A(A)
Crime Head-wise Incidence of Various Crimes under Human Trafficking during 2011 - 2015 and Percentage Variation in 2015 over 2014

Sl. No	Crime Head	Year					Percentage Variation in 2015 Over 2014
		2011	2012	2013	2014	2015	
1	Procurement of Minor Girls (Sec. 366-A IPC)	862	809	1,224	2,020	3,087	52.8
2	Importation of Girls from Foreign Country (Sec.366B IPC)	80	59	31	13	6	-53.8
3	Selling of Minors for Prostitution (Sec. 372 IPC)#	113	108	100	82	111	35.4
4	Buying of Minor for Prostitution (Sec. 373 IPC)#	27	15	6	14	11	-21.4
5	Immoral Trafficking (Prevention) Act 1956	2,435	2,563	2,579	2,617	2,641	0.9
6	Human Trafficking (Sec. 370 & 370 A IPC) *	-	-	-	720	1,021	41.8
Total Cases of Human Trafficking		3,517	3,554	3,940	5,466	6,877	25.8

**Data collection since 2014 & '#' Modified since 2014 in the revised proforma, earlier data were collected for girls only

A total of 511 cases were registered in Tamil Nadu followed by Karnataka (423). Under the Immoral Traffic (P) Act, maximum cases were registered under section 5 of IT(P) Act (1,287 cases) followed by section 8 of IT(P) Act (300 cases), section 7 of IT(P) Act (182 cases) and section 6 of IT(P) Act (85 cases). Out of 300 cases registered under section 8 of the IT(P) Act (relating to seducing or soliciting for the purposes of prostitution), maximum such cases were reported in Maharashtra (140 cases) followed by Kerala (63 cases) and Karnataka (48 cases), these three States together accounted for 83.7% of total such cases. Out of 1,287 cases registered under section 5 of the IT(P) Act (relating to procuring or inducing or taking persons for purpose of prostitution), maximum such cases were reported in Tamil Nadu (351 cases) followed by Telangana (224 cases), Karnataka (207 cases) and Maharashtra (126 cases), these four States together accounted for 70.5% total such cases.

Procurement of Minor Girls (Sec. 366A IPC)

(Incidence: 3,087 Rate : 0.2)

Cases under this head have increased by 52.8% during the year 2015 as compared to the previous year (2,020 cases). A total of

Buying of Minors for Prostitution (Sec. 373 IPC)

(Incidence: 11 Rate : Negligible)

Cases of buying of minor for prostitution have decreased by 21.4% during the year 2015 in comparison to the previous year (14 cases). Since 2014, data is collected under 'Buying of minor for prostitution' whereas in previous edition it was collected under 'Buying of girls for prostitution'.

A total of 7 cases in Maharashtra followed by 2 cases in Uttar Pradesh and 1 case each in Haryana & Telangana were registered under this crime head during 2015.

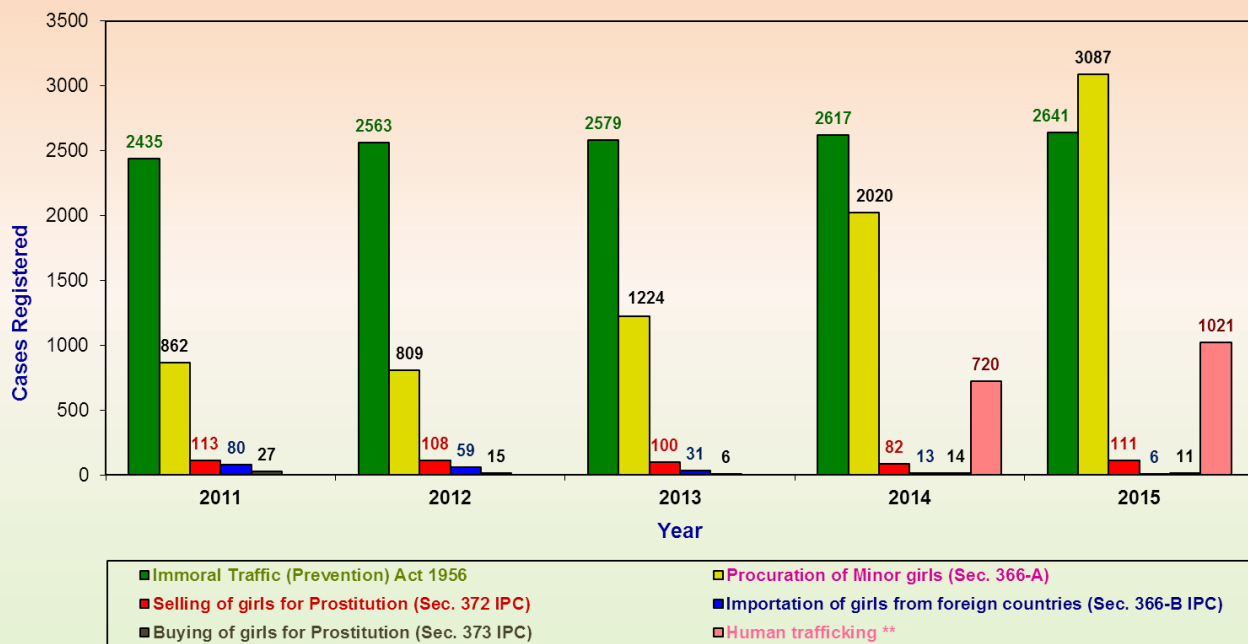
Selling of Minors for Prostitution (Sec. 372 IPC)

(Incidence: 111 Rate : Negligible)

A total of 111 cases of selling of minors for prostitution were registered in the country during 2015 as against 82 such cases in 2014, thus indicating an increase of 35.4% during 2015 over 2014. West Bengal has reported 91 such cases accounting for 82.0% of total such cases registered during 2015.

Crime Head-wise Cases Registered under Human Trafficking during 2011 - 2015

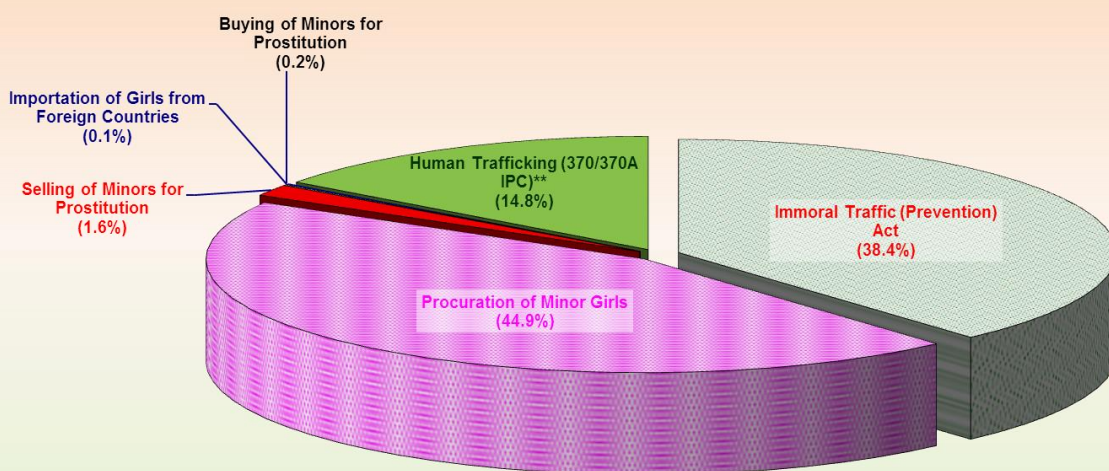
Figure 6A.2



** Data on Human Trafficking under Section 370 & 370A IPC has started collecting since 2014

Crime Head-wise Percentage Distribution during 2015

Figure 6A.3



**Collection of data specifically on Human trafficking (Section 370 and 370A IPC) started from 2014 only as per new proforma

Human Trafficking (Sec. 370 & 370 A IPC) (Incidence: 1,021 Rates: 0.1)

A total of 1,021 cases of human trafficking under section 370 & 370A of IPC were registered in the country during 2015 showing an increase of 41.8% over previous year (720 cases). Telangana has reported 226 such cases followed by Assam with 137 cases, Jharkhand (126 cases), Delhi UT (78 cases) and Chhattisgarh (61 cases). However, maximum numbers of victims (620 persons) under human trafficking (sec. 370 & 370A IPC) were recovered/reported in Kerala during 2015.

Disposal of Crimes Relating to Human Trafficking by Police

Out of 10,424 registered cases under various crimes relating to human trafficking for investigation, 5,432 cases were disposed of by police (investigation completed). Charge-sheets were submitted in 4,573 cases resulting in 89.0% charge-sheet rate under crimes related to human trafficking during 2015. 100% detection by police (i.e. charge-sheet rate) was made in cases under section 7 of the Immoral Traffic (P) Act during 2015. A total of 5,073 cases remained pending for investigation at the end of the year 2015 [Table-6A.3].

Disposal of Crimes Relating to Human Trafficking by Courts

Out of 19,717 cases relating to human trafficking, trials have been completed in 2,075 cases during 2015. A total of 824 cases under human trafficking ended in conviction, showing a conviction rate of 39.7%. Maximum conviction rates were observed in cases under buying of minors for prostitution (100.0%) whereas lowest conviction rate was reported under procurement of minor girls (11.1%) during 2015. A total of 17,612 such cases remained pending for trial at the end of the year, showing pendency rate of 89.3%.

A total of 1,251 cases were either acquitted or discharged by various courts during 2015. All crime heads under human trafficking have higher acquittals during 2015 [Table-6A.4].

Disposal of Person Arrested under Crimes Relating to Human Trafficking by Police

Out of 17,938 persons (including 11,720 persons arrested), 10,801 persons were charge-sheeted under various crime heads relating to human trafficking during 2015. A total of 1,497 persons (consisting of 1,331 males and 166 females) and 7,601 persons (consisting of 5,380 males and 2,221 females) were charge-sheeted under sections 370 & 370A of IPC and the Immoral Traffic (Prevention) Act respectively during 2015.

A total of 449 persons (consisting of 430 males and 19 females) were released by police or transferred to other police stations. Investigation in respect of 6,688 accused persons remained pending at the end of the year 2015 [Table 6A.5].

Disposal of Person Arrested under Crimes Relating to Human Trafficking by Court

Out of 57,366 persons (including 10,801 persons sent for trial during 2015), trials have been completed for 5,439 persons. A total of 2,139 persons have been convicted under various crime heads relating to human trafficking during 2015, maximum such convictions were under the Immoral Traffic (P) Act (1,990 persons) during 2015.

A total of 3,281 persons were acquitted from all charges of offences relating to human trafficking and 19 persons were discharged for either want of evidence or otherwise by courts during 2015. Trials of 51,875 persons remained pending in different courts at the end of the year 2015 [Table-6A.6].

Incidents of Child Trafficking (Incidence: 3,490 Rates: 0.8)

Since 2015, information on child trafficking is also published separately in order to understand and analyse the patterns of child trafficking in the country. Following crime heads have been clubbed under child trafficking:

- i) Importation of girls from foreign country (Sec. 366B IPC)(Below 18 years)
- ii) Procurement of minor girls (section 366A IPC)

- iii) Buying of minors for prostitution (section 373 IPC)
- iv) Selling of minors for prostitution (Section 372 IPC)
- v) Immoral Traffic (Prevention) Act 1956
- vi) Human trafficking (section 370 & 370A IPC)

In above mentioned crime heads victims are below 18 years of age.

A total of 3,490 cases of crimes relating to child trafficking were registered in the country during the year 2015.

Importation of Girls from Foreign Country
(Incidence: 2 Rate : Negligible)

A total of 2 cases of importation of girls from foreign country were registered during 2015. Uttarakhand and West Bengal has reported 1 case each during 2015.

Immoral Traffic (Prevention) Act, 1956
(Incidence: 58 Rate: Negligible)

A total of 58 cases under the Immoral Traffic (P) Act were registered in the country. Majority of these cases were reported in Maharashtra (18 cases) and Karnataka (10 cases) and West Bengal (9 cases) during 2015. These States together accounted for 63.8%(37 out of 58 cases) of total child trafficking under this Act during 2015.

Human Trafficking (Sec. 370 & 370 A IPC)
(Incidence: 221 Rate : Negligible)

A total of 221 cases of child trafficking under section 370 & 370A of IPC were registered in the country during 2015. Majority of such cases were reported in Delhi (57 cases) followed by Bihar (27 cases), Madhya Pradesh (22 cases), Odisha (20 cases), West Bengal (15 cases), Chhattisgarh (12 cases) and Telangana(11 cases), These States together accounted for 72.4% of total such crimes during 2015.

Disposal of Crimes Relating to Child Trafficking by Police

Out of 5,026 cases relating to child trafficking for investigation, 2,348 cases were disposed of by police (investigation

completed). Charge-sheets were submitted in 1,658 cases resulting in 79.2% charge-sheet rate during 2015 [Table-6A.9].

Disposal of Crimes Relating to Child Trafficking by Courts

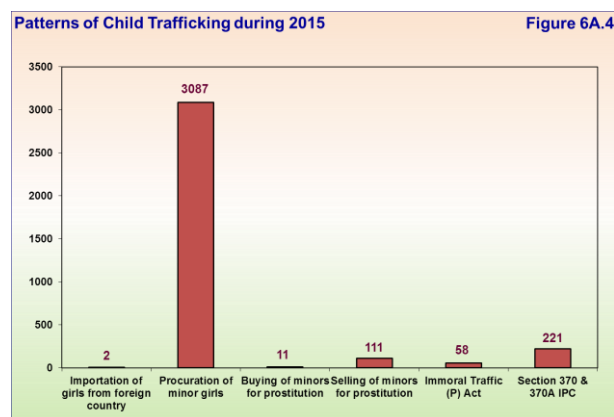
Out of 5,003 cases relating to child trafficking, trials have been completed in 384 cases during 2015. A total of 55 cases under child trafficking ended in conviction, showing a conviction rate of 14.3%. A total of 4,602 such cases remained pending for trial at the end of the year, showing pendency rate of 92.0% [Table-6A.10].

Disposal of Person Arrested under Crimes Relating to Child Trafficking by Police

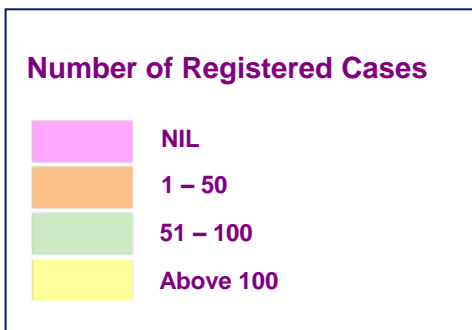
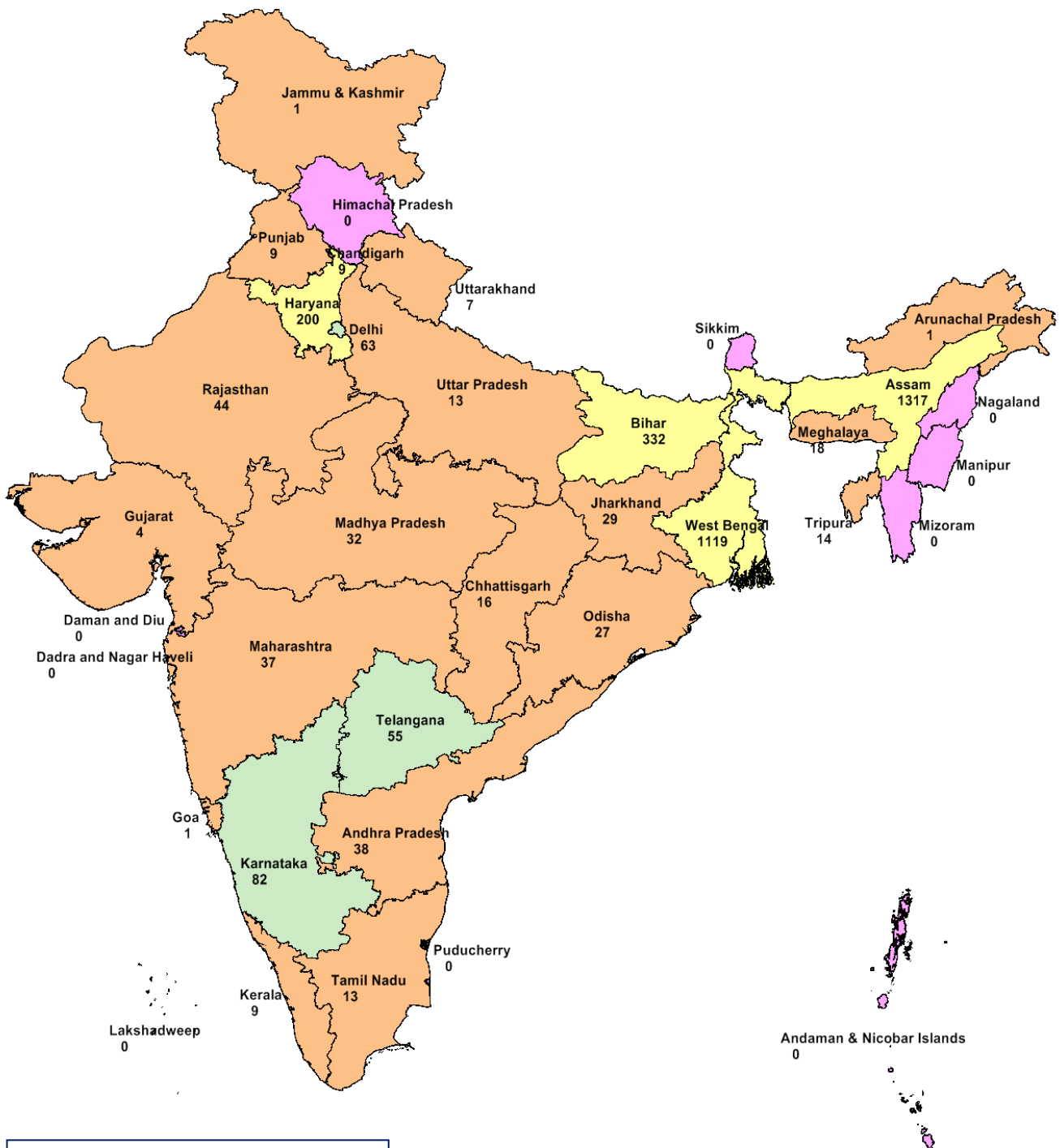
Out of 4,376 persons (including 3,078 persons arrested), 2,117 persons were charge-sheeted under various crime heads relating to child trafficking during 2015 [Table 6A.11].

Disposal of Person Arrested under Crimes Relating to Human Trafficking by Court

Out of 7,145 persons (including 2,117 persons sent for trial during 2015), trials have been completed for 633 persons. A total of 95 persons have been convicted under various crime heads relating to child trafficking while 538 persons were acquitted by courts during 2015 [Table-6A.12].



CHILD TRAFFICKING CASES REGISTERED DURING 2015 (All India 3,490)



Map Powered by DevInfo, UNICEF