

## Chapter-19

# Crime in Railways

### Introduction

Indian Railways serve nearly 13 million passengers every day therefore the security and safety of these passengers is of paramount importance to the system.

The maintenance of law & order in railways and railway premises is the responsibility of concerned State police whereas the security of passengers and their belongings in the running trains and railway premises is the shared responsibility of the Railway Protection Force (RPF) and the Government Reserve Police (GRP). The responsibility of security of railway passengers, passenger area and property has been vested with the Railway Protection Force by RPF Amendment Act, 2003. The cases of crime in railways are reported to, registered and investigated by the Government Railway Police (GRP). The investigation and prosecution of crime under the Indian Penal Code as well as sabotage related cases under the Railways Act (Sec. 150 to 152) are the responsibility of the State police. The enforcement of Railways Property (Unlawful Possession) Act, 1966 and the Railways Act, 1989 excluding sec. 150 to 152 has been entrusted to Railway Protection Force whereas the Indian Penal Code, all other special and local laws and maintenance of law and order remain with Government Railway Police and State governments concerned.

The responsibility for arrest and prosecution of minor offences under the Indian Railways Act (which affect the passengers and the train operations) have been vested with the Railway Protection Force by amending the Railway Protection Force Act, 1957 and the Indian Railways Act, 1989, with a view to supplement the efforts of the Government Railway Police and State governments in maintaining law & order and help them concentrate better on serious crimes. The amendments in these Acts came into force from 1<sup>st</sup> July 2004.

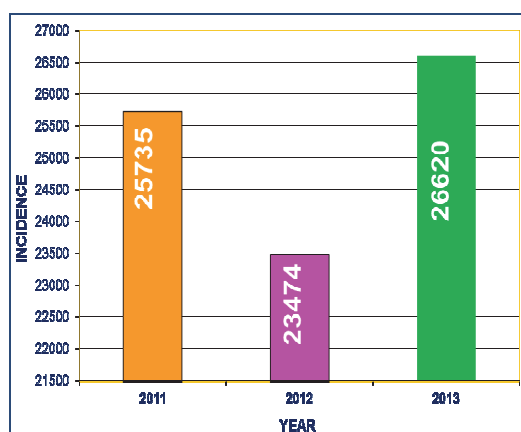
Though the incidents of specific crimes on railways discussed below are part and parcel of the general crimes discussed in **Chapter-I** of the report, efforts were made in 2005 for the first time to separately analyze the extent of these crimes both as reported under Indian Penal Code and Indian Railways Act, 1989.

### Trend of crimes in Railways

20 out of 28 States namely, Andhra Pradesh, Assam, Bihar, Chhattisgarh, Gujarat, Haryana, Himachal Pradesh, Jammu & Kashmir, Jharkhand, Karnataka, Kerala, Madhya Pradesh, Maharashtra, Odisha, Punjab, Rajasthan, Tamil Nadu, Tripura, Uttar Pradesh and West Bengal and only Delhi among UTs have notified Government Railway Police Posts.

The State-wise comparison of incidents of IPC crimes reported by GRP during 2011 to 2013 is presented in **Table-19.1**. Incidence of IPC crimes reported in the country during 2013 has shown an increase of 13.4% over 2012.

**Incidence of IPC crimes reported by  
Govt. Railway Police (GRP)  
during 2011-2013**



A total of 25,735, 23,474 and 26,620 IPC crimes were reported by GRPs during 2011, 2012 and 2013 respectively at the national level reflecting a decrease of 8.8% in 2012 over 2011 and an increase of 13.4 % in 2013 over 2012. 5 States/UT reported a decline in the incidents of crime in 2013 as compared to 2012.

Madhya Pradesh (17.5% in 2012 over 2011 and 21.1% in 2013 over 2012), Punjab (2.3% in 2012 over 2011 and 16.7% in 2013 over 2012), Rajasthan (12.1% in 2012 over 2011 and 10.9% in 2013 over 2012) and Tamil Nadu (3.9% in 2012 over 2011 and 6.1% in 2013 over 2012) have shown an increasing trend during the last 3 years.

The crime head-wise and State-wise incidence of various IPC

crimes as reported to Government Railway Police (GRP) during the years 2011 to 2013 are presented in **Tables-19.2 to 19.4**.

IPC crime head-wise analysis, reveals that C.H. not amounting to murder ( 28 cases in 2011, 22 cases in 2012 & 20 cases in 2013), dacoity (100 cases in 2011, 64 cases in 2012 and 59 cases in 2013) and burglary (109 cases in 2011, 102 cases in 2012 and 92 cases in 2013) and riots (226 cases in 2011, 180 cases in 2012 and 156 cases in 2013) have shown a declining trend whereas incidence of rape, total kidnapping & abduction, preparation & assembly for dacoity and robbery have shown a rising trend during 2011 - 2013.

It is observed that among IPC crimes, theft (18,695 cases), robbery (987 cases) and hurt (462 cases) has the highest incidence while incidents of causing death by negligence (60 cases), C.H. not amounting to murder (20 cases) and arson (3 cases) were fewer during 2013.

17.9% of IPC crimes were reported in Maharashtra (4,759 out of 26,620 cases) followed by 15.7% in Uttar Pradesh (4,169 cases), 12.9% in Madhya Pradesh (3,429 cases) and 8.6% in Bihar (2,283 out of 26,620 cases) during 2013.

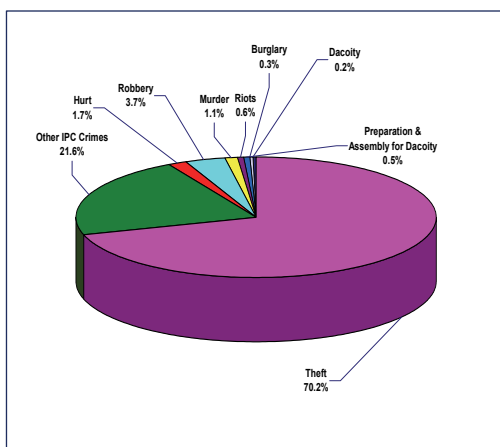
**SLL crimes  
(Cases reported under  
Indian Railways Act, 1989)**

An attempt has been made to analyze crimes reported under The Indian Railways Act, 1989 during 2011 to 2013. The State/UT-wise details are presented in **Table-19.5**.

The commission of crimes under The Indian Railways Act reported a mixed trend during 2011 - 2013 with 156, 144 and 166 cases respectively reported during these years, thereby reflecting a decline of 7.7% during 2012 over 2011 and an increase of 15.3% during 2013 over 2012 respectively.

States/UTs wise significant increase in cases reported The Indian Railways Act during the year 2013 over the year 2012 reveals that an increase of 600.0% in West Bengal (from 1 case in 2012 to 7 cases in 2013), 371.4% in Tamil Nadu (from 7 cases in 2012 to 33 cases in 2013) and 166.7% in Haryana (from 3 cases in 2012 to 8 cases in 2013).

**Percentage of incidence of various IPC crimes reported by GRP During 2013**



Note: Other IPC crimes in railways include figures of causing death by negligence (0.4%), burglary (0.4%), attempt to commit murder (0.5%), preparation & assembly for committing dacoity (0.3%), rape (0.1%), C.H. not amounting to murder, and arson (negligible)

It is worth mentioning that the responsibilities for arrest and prosecution of minor offences under the Railways Act (which affect the general passengers and the train operations) have been vested with the Railway Protection

Force by amending the Railway Protection Force Act, 1957 and the Railways Act, 1989 which came into force from 1<sup>st</sup> July 2004.

**Disposal of cases under Indian Railways Act by police**

The details of disposal of IPC crimes and SLL crimes are presented in **Chapter-4**. 37.8% (129 out of 341) cases under The Indian Railways Act were investigated by police, of which only 38.8% (50 cases out of 129 cases in which investigation completed) were charge-sheeted. The charge-sheeting rate (cases charge-sheeted out of total true cases) for crimes under Indian Railways Act stood at 41.3% as against 94.3% for all SLL crimes reported in the country. Details of disposal by police may be seen in **Table-4.5 and 4.7**.

**Disposal of cases under Indian Railways Act by courts**

As many as 32,73,104 SLL cases out of 89,76,765 cases (including cases under The Indian Railways Act) were tried in various courts in the country during the year 2013 resulting in 36.5% disposal by courts. The conviction rate for total SLL crimes stood at 90.9% (29,76,577 cases convicted out of 32,73,104 cases in which trials were completed at the national level). Comparatively, 5.4% cases (370 out of 6,811 cases) under The Indian Railways Act were tried in various courts wherein 56.1% (200 out of 370) resulted in conviction. Details of disposal by courts may be seen in **Table-4.13 and 4.15**.

## **Property stolen/taken away from Railways**

The details of property stolen/taken away by place of occurrence including railways have been discussed at length in **Chapter-8** (Property stolen and recovered).

## **Dacoity in Railways**

A total of 61 cases of dacoity in railways were reported (45 cases in running trains and 16 cases in others) accounting for 1.3% of total 4,539 cases of dacoity reported in the country during 2013 in which properties of value ₹56.6 lakh (₹39.0 lakh in running trains and ₹17.6 lakh in others) were taken away out of total ₹21,857.8 lakh of properties stolen / taken away in all dacoities reported in the country during 2013. Out of 61 cases, 9 cases each of dacoity in railways have reported in Bihar, Jharkhand and Odisha followed by 8 cases in Uttar Pradesh. State /UT-wise details may be seen in **Table - 8.8**.

## **Robbery in Railways**

A total of 741 cases of robbery in railways were reported (484 cases in running trains and 257 cases in others) accounting for 2.3% of total 31,927 cases of robbery reported in the country during 2013 in which properties of ₹401.7 lakh (₹313.1 lakh in running trains and ₹88.6 lakh in others) were taken away out of ₹3,5194.4 lakh of total properties stolen / taken away in all robbery cases in the country during 2013. The percentage share of properties taken away in robberies in railways to total robberies reported in the country during 2013 was 2.3%. 309

incidents of robberies in railways, out of total 741 such robberies in country, were reported in Maharashtra followed by Karnataka (72 cases). State / UT-wise details may be seen in **Table - 8.9**.

## **Burglary in Railways**

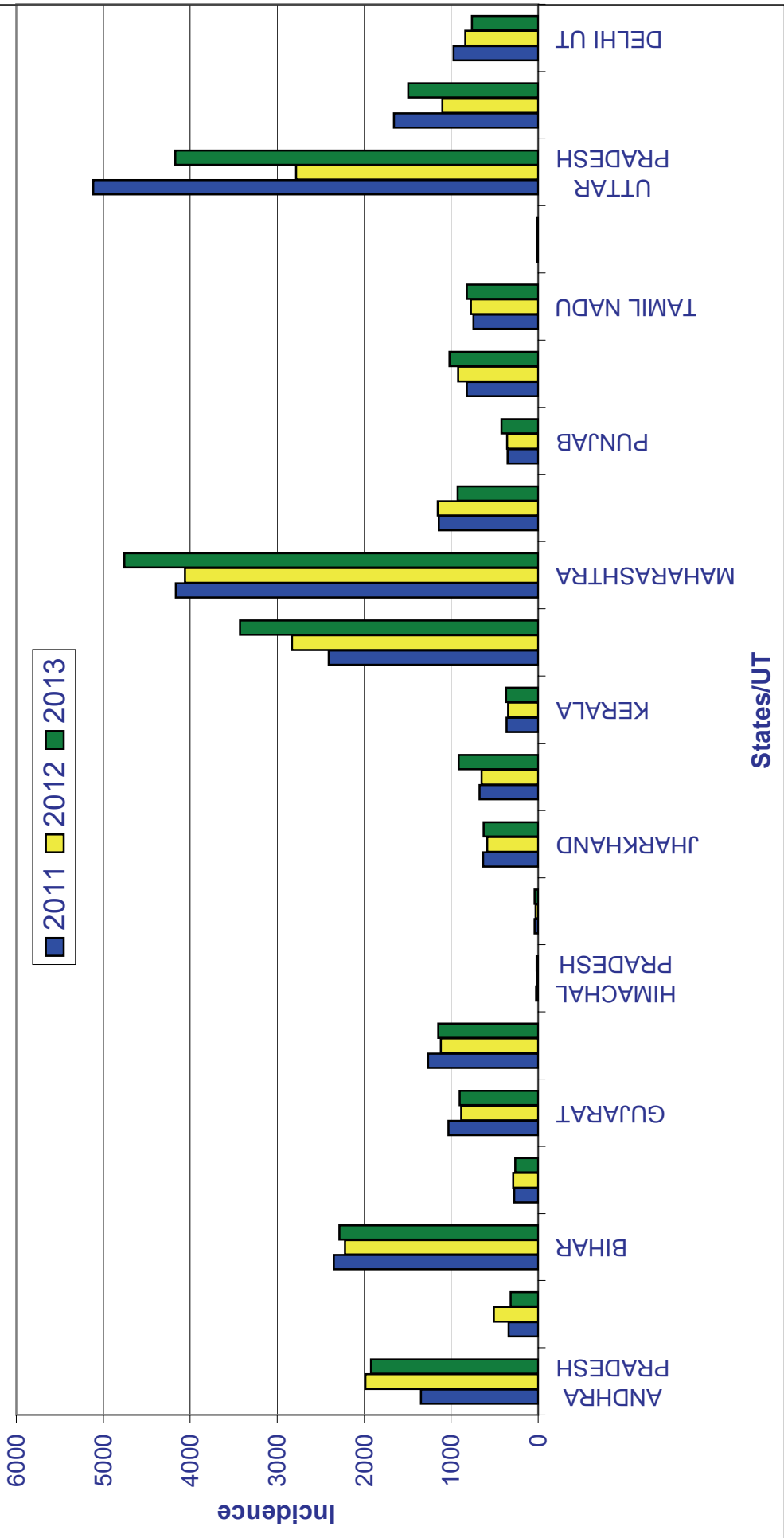
A total of 74 cases of burglary in railways were reported (2 cases of burglary in running trains and 72 in others premises of railways) accounting for 0.7% of total 1,04,401 cases of burglary reported in the country during 2013 in which properties of ₹31.8 lakh (property of nil amount was taken away in running trains and ₹31.8 lakh in others) were stolen / taken away out of total ₹86,788.4 lakh of properties stolen / taken away in burglary cases reported in the country during 2013. 28 incidents of burglary in railways, out of total 74 such burglaries in country, were reported in Odisha followed by Madhya Pradesh (10) and Assam & Tamil Nadu (7 each). State / UT-wise details may be seen in **Table - 8.10**.

## **Theft in Railways**

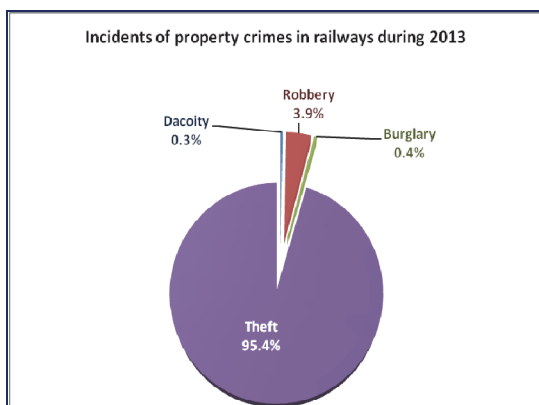
A total of 18,052 cases of theft in railways were reported (12,107 in running trains and 5,945 in others premises of railways) accounting for 4.8% of total 3,72,622 cases of thefts reported in the country during 2013. Properties worth ₹7,008.1 lakh (₹5,051.8 lakh in running trains and ₹1,956.3 lakh in others) were stolen / taken away out of total ₹2,96,294.9 lakh of properties stolen / taken away in all thefts reported in the country during 2013.

Figure 19.1

**Incidence of total IPC crimes reported by GRP during 2011-2013**



The percentage share of stolen properties by thefts in railways was reported as 4.9% as compared to properties stolen in all thefts cases in the country. Out of total 18,052 thefts in country, the highest cases of thefts in railways were reported from Uttar Pradesh (2,870 cases) followed by Madhya Pradesh (2,761 cases).



State / UT- wise details may be seen in **Table - 8.11**.

Among the property crimes, the share of theft was reported as highest at 95.4% followed by robbery (3.9%), burglary (0.4%) and dacoity (0.3%) during 2013.

It may be seen that percentage share of number of thefts cases in railways to total cases of thefts, wherein properties were stolen, was higher at 4.8% as compared to robberies (2.3%), dacoities (1.3%) and burglaries (0.7%). Similarly, the percentage share of value of stolen properties in railways, loss of property due to theft in railways to total thefts in the country is also higher (2.4%) as compared to that relating to robbery (1.1%), burglary (0.04%) and dacoity (0.3%) (**Table 8.7**).

ନିମ୍ନ ନିମ୍ନ ନିମ୍ନ

**Percentage of property crimes in Railways as compared to total such crimes reported in the country during 2013**

